



# Initial Report



Last Modified: 04/10/2016

## 1. What is your biological sex?

#	Answer	Bar	Response	%
1	Male		133	22%
2	Female		476	78%
3	Intersex		0	0%
	Total		609	

Statistic	Value
Min Value	1
Max Value	2
Mean	1.78
Variance	0.17
Standard Deviation	0.41
Total Responses	609



2. What is your current gender identity?

#	Answer	Bar	Response	%
1	Male		132	22%
2	Female		473	78%
3	Transgender Female		1	0%
4	Transgender Male		1	0%
5	Genderqueer		0	0%
6	Gender-nonconforming		0	0%
7	Other (please specify)		2	0%
	Total		609	

Other (please specify)
Wouldn't YOU like to know
I identify as Optimus Prime

Statistic	Value
Min Value	1
Max Value	7
Mean	1.80
Variance	0.27
Standard Deviation	0.52
Total Responses	609

3. Are you Hispanic or Latino/a?

#	Answer	Bar	Response	%
1	Yes		52	9%
2	No		555	91%
	Total		607	

Statistic	Value
Min Value	1
Max Value	2
Mean	1.91
Variance	0.08
Standard Deviation	0.28
Total Responses	607

4. Select one or more of the following options that best describes your race:

#	Answer	Bar	Response	%
1	American Indian or Alaska Native		16	3%
2	Asian		27	5%
3	Black or African American		127	21%
4	Native Hawaiian or Other Pacific Islander		1	0%
5	White		424	72%
6	Other (please specify)		31	5%

Other (please specify)
Human
mediterranean
Half-Cuban
Middle East
Caribbean
Middle Eastern
Mixed
Middle Eastern
Human
Caribbean
hispanic
hispanic
African
Hispanic
Italian American
awesome (and white)
Latina
mixed race
Middle Eastern
Arabic
South Asian Sikh Punjabi
Middle Eastern Canadian (this really should already be on here, the Middle East is huge!)
Mixed
european/african/taino(puertorican)

Statistic	Value
Min Value	1
Max Value	6
Total Responses	591

5. Do you consider yourself to be:

#	Answer	Bar	Response	%
1	Asexual		43	7%
2	Bisexual		33	5%
3	Pansexual		5	1%
4	Gay		2	0%
5	Heterosexual/Straight		499	82%
6	Lesbian		9	1%
7	Questioning		6	1%
8	Other (please specify)		8	1%
	Total		605	

Other (please specify)
Marjorie-i-sexual
straight
none
No
Transformer Sexual

Statistic	Value
Min Value	1
Max Value	8
Mean	4.61
Variance	1.69
Standard Deviation	1.30
Total Responses	605

6. In what year of school are you currently enrolled?

#	Answer	Bar	Response	%
1	Freshmen (first-year)		106	17%
2	Sophomore (second-year)		101	17%
3	Junior (third-year)		96	16%
4	Senior (fourth/fifth/sixth year)		81	13%
5	Graduate or Professional School Student		215	35%
6	Not a student		0	0%
7	Other (please specify)		9	1%
	Total		608	

Other (please specify)

international student

2nd year adult education student

Last year Vet Tech AS

vet tech program

Online student








Bachelor Adult Accelerated

transfer student Vet Tech first year but already have a bachelors

Back to school





Statistic	Value
Min Value	1
Max Value	7
Mean	3.38
Variance	2.50
Standard Deviation	1.58
Total Responses	608

7. How old are you?

#	Answer	Bar	Response	%
1	17		1	0%
2	18		37	6%
3	19		72	12%
4	20		73	12%
5	21		47	8%
6	22		36	6%
7	23		29	5%
8	24 or older		313	51%
	Total		608	

Statistic	Value
Min Value	1
Max Value	8
Mean	6.15
Variance	4.73
Standard Deviation	2.17
Total Responses	608

8. Which best describes your current living arrangements this academic year?

#	Answer	Bar	Response	%
1	College residence hall		83	14%
2	Off-campus apartment or house		188	31%
3	At home with family		302	50%
4	Other (please specify)		32	5%
	Total		605	

Other (please specify)
I own a home with my wife
Married w Husband
Own my home
Own my own home
live alone in apartment
home owner
CARDBOARD BOX
Rent
my home
own home
Military Barracks
I own my home
I own my house/ alone
Own a home
Own Home
On-line
Head of household
Wherever I park for the night
have a dorm here, stay at relatives.
online
have a home in Ontario
On-line
Online student living in CNY
Shared accommodation
at home with boyfriend
Commuter, out of country
Married with wife and kids

Statistic	Value
Min Value	1
Max Value	4
Mean	2.47
Variance	0.63
Standard Deviation	0.79
Total Responses	605



9. Are you currently a member of any of the following? (please check all that apply)


#	Answer	Bar	Response	%
1	Volunteer/community service organization		105	44%
2	Student Religious Group		5	2%
3	Medaille athletic team		51	21%
4	Intramural or club athletic team		12	5%
5	Media organization (e.g., newspaper, radio, magazine)		10	4%
6	Minority or ethnic organization		4	2%
7	Medaille Sponsored Club		64	27%
8	Medaille Student Government		12	5%
9	Other student organization or group (please specify)		49	21%

Other student organization or group (please specify)	
Asian Cultural Club	
trio	
Prelude Club	
None	
ACA member	
CEC member	
N/A	
Asian culture club	
None above	
PsyD Association	
Choir at church	
TRUMP 2016, ANTI GAYS	
Asian Cultural Club	
SAB	
Medaille Vet-Tech Academic Integrity Board	
no	
Myanmar Student Society	
Religious	
Student Ambassador	
Medaille College Council for Exceptional Children	
none	
None	
Employee	
Vet Tech Club	
Life Science Club	
Medaille Asian Cultural Club	
no	
Vet Tech Club	
ASC	
NONE	
ACA	
Trio	
None	
Admissions ambassador	
SAB	
PsyD student association	
Leaders Program	
None	
I attend school online	
none	

Junior Youth Empowerment Program - Initiative of the Baha'i Community
None
Bussy in my own
Resident Life



Statistic	Value
Min Value	1
Max Value	9
Total Responses	238

10. What is your current enrollment status?

#	Answer	Bar	Response	%
1	Full-time student		567	93%
2	Part-time student		41	7%
	Total		608	


Statistic	Value
Min Value	1
Max Value	2
Mean	1.07
Variance	0.06
Standard Deviation	0.25
Total Responses	608

11. Did you transfer to this school from another school?

#	Answer	Bar	Response	%
1	Yes		136	22%
2	No		472	78%
	Total		608	

Statistic	Value
Min Value	1
Max Value	2
Mean	1.78
Variance	0.17
Standard Deviation	0.42
Total Responses	608

12. Are you a United States citizen?

#	Answer	Bar	Response	%
1	Yes		559	92%
2	No		48	8%
	Total		607	

Statistic	Value
Min Value	1
Max Value	2
Mean	1.08
Variance	0.07
Standard Deviation	0.27
Total Responses	607






13. (if no to 12) If you are not a United States Citizen, how many years have you lived, resided, or studied in the United States? (how many years?)

Text Response	
9 years	
0	
1 year	
7 months	
2.5	
6months	
Studied for 2.5 yrs	
1	
0,5	
Less than 1	
2	
1	
studied in the states for 7 months	
0	
2	
3 months	
4	
9	
0	
Less than 1	
0	
4 mths	
2	
1	
I have studied in the US since 2013	
6 years	
1	
0	
4 months	
CHINA	
I am legal resident of the United States and have lived here for 50 years	
1	
1	
4	
1	
3 months	
4 months	
0	
Canada	
0	
1	
1	
studied in the united states for 1 year. I am a Permanent Resident of Canada	
0 canadian	
1	
2.5	
about 4 months	
22	

Statistic	Value
Total Responses	48



14. Which of the following best describes your current grade point average?

#	Answer	Bar	Response	%
1	3.5-4.0 (A average)		341	57%
2	2.5-3.4 (B average)		193	32%
3	1.5-2.4 (C average)		38	6%
4	0.5-1.4 (D average)		7	1%
5	.00-.04 (F average)		0	0%
6	Don't know or not applicable		24	4%
	Total		603	

Statistic	Value
Min Value	1
Max Value	6
Mean	1.68
Variance	1.21
Standard Deviation	1.10
Total Responses	603



15. Since you've been a student at this school, to what degree has the following happened to you? (1-Never, 7- Always)

#	Question	1 (Never)	2	3	4	5	6	7 (Always)	Total Responses	Mean
1	Performed poorly on an assignment	185	207	108	67	24	9	3	603	2.30
2	Got behind in schoolwork	171	157	106	81	54	24	9	602	2.66
3	Missed a class	239	156	85	71	38	7	4	600	2.25
4	Dropped a class	464	91	21	17	3	3	3	602	1.38
5	Took an incomplete course grade	516	57	6	6	7	6	3	601	1.27
6	Considered dropping out	410	62	33	31	27	13	26	602	1.91
7	Thought about transferring to a new school	357	49	45	43	38	33	37	602	2.34

Statistic	Performed poorly on an assignment	Got behind in schoolwork	Missed a class	Dropped a class	Took an incomplete course grade	Considered dropping out	Thought about transferring to a new school
Min Value	1	1	1	1	1	1	1
Max Value	7	7	7	7	7	7	7
Mean	2.30	2.66	2.25	1.38	1.27	1.91	2.34
Variance	1.57	2.38	1.88	0.79	0.77	2.77	3.83
Standard Deviation	1.25	1.54	1.37	0.89	0.88	1.66	1.96
Total Responses	603	602	600	602	601	602	602

16. Please indicate your level of agreement with the following statements:

#	Question	Strongly Disagree	Disagree	Neutral	Agree	Strongly Agree	Total Responses	Mean
1	I feel valued in the classroom/learning environment	15	25	150	261	139	590	3.82
2	Faculty, staff, and administrators respect what students at this school think.	18	37	132	254	150	591	3.81
3	Faculty are genuinely concerned about my welfare.	16	38	138	253	145	590	3.80
4	Administrators are genuinely concerned about my welfare.	30	51	183	207	119	590	3.57
5	I feel close to people at this school.	51	80	201	167	90	589	3.28
6	I feel like I am a part of this college, university.	44	82	192	181	92	591	3.33
7	I am happy to be at this college/university.	31	27	161	245	127	591	3.69
8	The faculty, staff, and administrators at this school treat students fairly.	22	28	146	262	133	591	3.77
9	I feel safe at this school.	13	10	129	256	180	588	3.99

Statistic	I feel valued in the classroom/learning environment	Faculty, staff, and administrators respect what students at this school think.	Faculty are genuinely concerned about my welfare.	Administrators are genuinely concerned about my welfare.	I feel close to people at this school.	I feel like I am a part of this college, university.	I am happy to be at this college/university.	The faculty, staff, and administrators at this school treat students fairly.	I feel safe at this school.
Min Value	1	1	1	1	1	1	1	1	1
Max Value	5	5	5	5	5	5	5	5	5
Mean	3.82	3.81	3.80	3.57	3.28	3.33	3.69	3.77	3.99
Variance	0.86	0.97	0.94	1.13	1.30	1.26	1.05	0.95	0.79
Standard Deviation	0.93	0.98	0.97	1.06	1.14	1.12	1.02	0.97	0.89
Total Responses	590	591	590	590	589	591	591	591	588

17. Please indicate your level of agreement with the following statements:

#	Question	Strongly Disagree	Disagree	Neutral	Agree	Strongly Agree	Total Responses	Mean
1	School officials (administrators, public safety officers) could do more to protect students from harm.	23	71	174	89	38	395	3.12
2	If there were a crisis at my school, my school would handle it well.	16	49	161	131	53	410	3.38
3	The school responds too slowly in difficult situations.	23	99	149	54	31	356	2.92
4	School officials handle negative incidents in a fair and responsible manner.	10	24	169	102	35	340	3.38
5	My school does enough to protect the safety of students.	10	30	167	163	57	427	3.53
6	There is a good support system at my school for students going through difficult times.	17	40	160	123	71	411	3.46

Statistic	School officials (administrators, public safety officers) could do more to protect students from harm.	If there were a crisis at my school, my school would handle it well.	The school responds too slowly in difficult situations.	School officials handle negative incidents in a fair and responsible manner.	My school does enough to protect the safety of students.	There is a good support system at my school for students going through difficult times.
Min Value	1	1	1	1	1	1
Max Value	5	5	5	5	5	5
Mean	3.12	3.38	2.92	3.38	3.53	3.46
Variance	1.01	0.97	1.03	0.76	0.80	1.04
Standard Deviation	1.01	0.98	1.02	0.87	0.89	1.02
Total Responses	395	410	356	340	427	411

18. If someone were to report a sexual assault to administrators at your school (e.g., Title IX Coordinator, etc), how likely is it that:

#	Question	Not at all Likely	Somewhat Likely	Moderately Likely	Very Likely	Total Responses	Mean
1	Administrators would take the report seriously?	5	25	69	204	303	3.56
2	Administrators would restrict the knowledge of the report to those who need to know in order for the school to respond properly?	13	33	84	137	267	3.29
3	Administrators would forward the report to criminal investigators who work for the local police department or sheriff's office?	7	22	69	170	268	3.50
4	Administrators would take steps to protect the safety of the person making the report?	9	23	69	187	288	3.51
5	Administrators would take corrective action to address factors that may have led to the sexual assault?	8	25	83	167	283	3.45
6	Administrators would take corrective action against the offender?	7	25	77	166	275	3.46
7	Administrators would take steps to protect the person making the report from retaliation?	8	25	78	166	277	3.45
8	Students would consider the person making the report to be a troublemaker?	91	64	51	54	260	2.26
9	Students would support the person making the report?	9	44	98	144	295	3.28
10	The alleged offender(s) or their associates would retaliate against the person making the report?	42	73	77	51	243	2.56
11	The educational achievement/career of the person making the report would suffer?	67	59	69	45	240	2.38

Statistic	Administrators would take the report seriously?	Administrators would restrict the knowledge of the report to those who need to know in order for the school to respond properly?	Administrators would forward the report to criminal investigators who work for the local police department or sheriff's office?	Administrators would take steps to protect the safety of the person making the report?	Administrators would take corrective action to address factors that may have led to the sexual assault?	Administrators would take corrective action against the offender?	Administrators would take steps to protect the person making the report from retaliation?	Students would consider the person making the report to be a troublemaker?	Students would support the person making the report?	The alleged offender(s) or their associates would retaliate against the person making the report?	The educational achievement/career of the person making the report would suffer?
Min Value	1	1	1	1	1	1	1	1	1	1	1
Max Value	4	4	4	4	4	4	4	4	4	4	4
Mean	3.56	3.29	3.50	3.51	3.45	3.46	3.45	2.26	3.28	2.56	2.38
Variance	0.51	0.75	0.57	0.60	0.60	0.59	0.60	1.31	0.68	1.02	1.17
Standard Deviation	0.72	0.87	0.76	0.77	0.77	0.76	0.78	1.15	0.83	1.01	1.08
Total Responses	303	267	268	288	283	275	277	260	295	243	240

19. While you have been a student at this school, how useful did you find trainings you've received in the following areas related to sexual assault:

#	Question	Not	Slightly	Somewhat	Moderately	Very	Total Responses	Mean
1	Which behaviors are defined as "sexual assault?"	19	16	49	52	75	211	3.70
2	How to report a complaint of sexual assault?	17	22	45	53	74	211	3.69
3	The availability of confidential on-campus resources to help victims of sexual assault?	13	18	46	57	78	212	3.80
4	The procedures followed to investigate a complaint of sexual assault?	19	20	37	47	64	187	3.63
5	Prevention of sexual assault?	14	22	42	54	78	210	3.76

Statistic	Which behaviors are defined as "sexual assault?"	How to report a complaint of sexual assault?	The availability of confidential on-campus resources to help victims of sexual assault?	The procedures followed to investigate a complaint of sexual assault?	Prevention of sexual assault?
Min Value	1	1	1	1	1
Max Value	5	5	5	5	5
Mean	3.70	3.69	3.80	3.63	3.76
Variance	1.62	1.62	1.44	1.75	1.54
Standard Deviation	1.27	1.27	1.20	1.32	1.24
Total Responses	211	211	212	187	210

20. What questions do you still have related to these topics?

Text Response
none
None
The only sexual assault info came from related coursework in my program. And my experience previous to attending Medaille.
N/A
Why isn't security in the parking lot behind Main and Huber when late classes at 10pm get out?
I would like to attend a training on this topic
None
None at this time
No.
I have only one question. Why is this even a topic for debate. Does Medaille not protect ALL it's students from harm, not matter what, as a matter of school protocol.
none
None
Most of the communication received about this has been by email, which has limited benefits.
None
I wonder whether the college will review each case based upon the facts rather than preemptive empathy for someone who perceived herself/himself aggrieved. At some other colleges, a jilted sexual partner who had participated in consensual sex claimed rape, which while contradicted by the facts, was nonetheless considered actionable.
I only took a class at my work. I'm sure Medaille doing fine.
Why have I not received training on these topics?
Does Medaille offer a training on sexual assault?
none
Where can I obtain this training?
Most of these do not pertain to online students
None
This does not seem to be offered at Rochester campus.
none
None.
None
n/a
This survey does not really apply to me as I am enrolled in Adult Graduate at the Rochester Campus
no
None
N/A
Nothing this school sucks at doing anything right nor takes actions to help students it's do it your self
None
I would need more data to respond to your questions. Was someone sexually assaulted? I have only been on campus since Jan.2016
I might just not remember the training on this (I've sat through similar talks by other entities)
N/A
none.
none
I have not received specific information in this area from Medaille, but I have had training in sexual assault knowledge from elsewhere.
None
n/a
none
I am an on-line student that does not live near the campus. I would like to know that procedures are in place for students that may be in this situation and that everything would be handled correctly. I hope students can feel safe and confident that Medaille will do everything to protect them.
What the hell is a "pansexual"?
Who to report to?
None.
Na
Graduate students did not receive training
none
None, since I only take online courses. I dont have any campus classes

This is not applicable to me because the program is for non traditional students once a month
none
is there actually training for this from the school
None
You do not take these situations seriously. Wait until the day the school is in the news for negligence over a sexual assault case. You'll be sued for it too I'm sure. This school is pathetic and if my credits would transfer I would have been out of here sophomore year.
None
none
none more concerned about shootings
none
None
None
why is sexual orientation even a thing they need to ask! outraged.
How does this pertain to online students?
N/A
non

Statistic	Value
Total Responses	65






21. Please indicate your level of agreement with the following statements:

#	Question	Strongly Disagree	Disagree	Neither agree/disagree	Agree	Strongly Agree	Total Responses	Mean
1	I know where to go to get help regarding sexual assault at my school.	24	56	90	138	69	377	3.46
2	I understand my school's formal procedures to address complaints of sexual assault.	28	77	80	120	47	352	3.23
3	I understand how to report a sexual assault at my school.	30	70	87	117	58	362	3.28
4	I understand where I can find confidential support at my school.	26	63	93	131	66	379	3.39
5	I understand where I can find 24/7 support related to sexual assault.	27	66	95	114	66	368	3.34
6	I know where to seek special accommodations at my school if i was assaulted.	24	86	88	95	51	344	3.18
7	I have confidence that my school's administrators will follow the procedures necessary to address complaints of sexual assault fairly.	13	19	101	160	107	400	3.82

Statistic	I know where to go to get help regarding sexual assault at my school.	I understand my school's formal procedures to address complaints of sexual assault.	I understand how to report a sexual assault at my school.	I understand where I can find confidential support at my school.	I understand where I can find 24/7 support related to sexual assault.	I know where to seek special accommodations at my school if i was assaulted.	I have confidence that my school's administrators will follow the procedures necessary to address complaints of sexual assault fairly.
Min Value	1	1	1	1	1	1	1
Max Value	5	5	5	5	5	5	5
Mean	3.46	3.23	3.28	3.39	3.34	3.18	3.82
Variance	1.30	1.36	1.41	1.33	1.39	1.37	0.97
Standard Deviation	1.14	1.17	1.19	1.15	1.18	1.17	0.99
Total Responses	377	352	362	379	368	344	400



22. This section of the survey asks about your experience with alcohol and drug use. Keep in mind that survivors of sexual violence are in no way to blame if they have been drinking or otherwise under the influence at the time of the incident. Remember that your responses will remain confidential and will not be linked to your identity or reported. Since the start of this academic year, about how often have you consumed alcohol?

#	Answer	Bar	Response	%
1	Never		180	32%
2	Less than once a month/a few times		158	28%
3	Once or twice a month		119	21%
4	Once or twice a week		92	16%
5	Daily or almost daily		11	2%
	Total		560	











Statistic	Value
Min Value	1
Max Value	5
Mean	2.28
Variance	1.29
Standard Deviation	1.14
Total Responses	560

23. Since the start of this academic year, about how often have you consumed enough alcohol to get drunk?

#	Answer	Bar	Response	%
1	Never		150	40%
2	Less than once a month/a few times		129	34%
3	Once or twice a month		66	18%
4	Once or twice a week		28	7%
5	Daily or almost daily		3	1%
	Total		376	

Statistic	Value
Min Value	1
Max Value	5
Mean	1.95
Variance	0.94
Standard Deviation	0.97
Total Responses	376

24. On a typical drinking occasion, about how many alcohol drinks do you usually have? (one drink = 1.5 oz liquor = 5 oz wine = 12 oz beer)

#	Answer	Bar	Response	%
1	1		80	21%
2	2		123	33%
3	3		73	19%
4	4		30	8%
5	5		24	6%
6	6		27	7%
7	7		6	2%
8	8		5	1%
9	9		1	0%
10	10		5	1%
11	11+		2	1%
	Total		376	



Statistic	Value
Min Value	1
Max Value	11
Mean	2.95
Variance	3.84
Standard Deviation	1.96
Total Responses	376

25. Since the start of this academic year, have you used, either voluntarily or involuntarily, any of the following? Please mark all that apply.

#	Answer	Bar	Response	%
1	I have not used any of the following since the start of this academic year		406	76%
2	Cigarettes		63	12%
3	Other tobacco products		22	4%
4	Marijuana		61	11%
5	Medications not prescribed to me (ADHD drugs, painkillers, tranquilizers, sleeping pills, etc.)		16	3%
6	Salvia Divinorum or Salvinorin A ("Maria Pastora," "Sage of the Seers," "Diviner's Sage," "Sally-D," or "Magic Mint")		1	0%
7	MDMA ("Ecstasy," "XTC," "Adam", "Molly")		2	0%
8	Rohypnol ("roofies"), GHB, or ketamine		0	0%
9	Other illicit drugs (cocaine, methamphetamine, amphetamines, heroin, LSD, other psychedelics or hallucinogenics, etc.)		7	1%



Statistic	Value
Min Value	1
Max Value	9
Total Responses	534

26. This section asks about non-consensual or unwanted sexual contact you may have experienced. The person with whom you had unwanted sexual contact could have been a stranger or someone you know, such as a family member, a dating or romantic partner, or another student. These questions ask about five types of sexual contact: Touching of a sexual nature-Oral sex-Sexual intercourse-Anal sex-Sexual penetration with a finger or object. We would like to learn more about situations when students have experienced non-consensual or unwanted sexual contact in order to prevent these incidents and support students better. We understand that these can be very sensitive issues for students, and resources will be provided at the end of the survey. Have you experienced sexual contact without your consent before you became a student at Medaille?

#	Answer	Bar	Response	%
1	Yes		81	15%
2	No		472	85%
	Total		553	





Statistic	Value
Min Value	1
Max Value	2
Mean	1.85
Variance	0.13
Standard Deviation	0.35
Total Responses	553

27. Have you experienced sexual contact without your consent since you became a student at Medaille?

#	Answer	Bar	Response	%
1	Yes		19	3%
2	No		533	97%
	Total		552	

Statistic	Value
Min Value	1
Max Value	2
Mean	1.97
Variance	0.03
Standard Deviation	0.18
Total Responses	552

28. The questions below ask about non-consensual or unwanted sexual contact that involved force or threats of force against you. Force could include someone holding you down with their body weight, pinning your arms, hitting or kicking you, or threatening to use a weapon against you. Since you became a student at Medaille has anyone had sexual contact with you by using physical force or threatening to physically harm you?

#	Answer	Bar	Response	%
1	Yes, before the start of this academic year		2	10%
2	Yes, after the start of this academic year		1	5%
3	Yes, both before and after the start of this academic year		0	0%
4	No		16	80%
5	Not sure		1	5%
	Total		20	

Statistic	Value
Min Value	1
Max Value	5
Mean	3.65
Variance	1.08
Standard Deviation	1.04
Total Responses	20






29. Since you became a student at Medaille, has anyone attempted but not succeeded in having sexual contact with you by using or threatening to use physical force against you or threatening to physically harm you?

#	Answer	Bar	Response	%
1	Yes, before the start of the academic year		3	15%
2	Yes, after the start of the academic year		1	5%
3	Yes, both before and after the start of this academic year		0	0%
4	No		15	75%
5	Not sure		1	5%
	Total		20	

Statistic	Value
Min Value	1
Max Value	5
Mean	3.50
Variance	1.42
Standard Deviation	1.19
Total Responses	20








30. The next set of questions ask about non-consensual or unwanted sexual contact resulting from verbal or non-physical coercion. This can include telling you lies, making promises you knew were untrue, threatening to end a relationship, threatening to spread rumors about you, showing displeasure, criticizing you, getting angry, and/or verbally pressuring you after you indicated you didn't want to have sexual contact. Since you became a student at Medaille, has anyone had sexual contact with you by using verbal or non-physical coercion?

#	Answer	Bar	Response	%
1	Yes, before the start of this academic year		2	10%
2	Yes, after the start of this academic year		2	10%
3	Yes, both before and after the start of this academic year		2	10%
4	No		12	60%
5	Not sure		2	10%
Total			20	




Statistic	Value
Min Value	1
Max Value	5
Mean	3.50
Variance	1.32
Standard Deviation	1.15
Total Responses	20

31. Since you became a student at Medaille, has anyone attempted but not succeeded in having sexual contact with you by using verbal or non-physical coercion?

#	Answer	Bar	Response	%
1	Yes, before the start of this academic year		2	10%
2	Yes, after the start of this academic year		2	10%
3	Yes, both before and after the start of this academic year		4	20%
4	No		11	55%
5	Not sure		1	5%
	Total		20	

Statistic	Value
Min Value	1
Max Value	5
Mean	3.35
Variance	1.19
Standard Deviation	1.09
Total Responses	20

32. The next set of questions ask about your experiences with non-consensual or unwanted sexual contact while you were unable to provide consent or stop what was happening because you were passed out, drugged, drunk, incapacitated, or asleep. These situations might include times you voluntarily consumed alcohol or drugs or times you were given drugs without your knowledge or consent. Since you became a student at Medaille, have you suspected that someone had sexual contact with you when you were unable to provide consent or stop what was happening because you were passed out, drugged, drunk, incapacitated or asleep? This question asks about events that you think (but are not certain) happened.

#	Answer	Bar	Response	%
1	Yes, before the start of the semester		0	0%
2	Yes, after the start of this academic year		1	5%
3	Yes, both before and after the start of this academic year		0	0%
4	No		18	90%
5	Not sure		1	5%
	Total		20	

Statistic	Value
Min Value	2
Max Value	5
Mean	3.95
Variance	0.26
Standard Deviation	0.51
Total Responses	20

33. Since you became a student at Medaille, has someone had sexual contact with you when you were unable to provide consent or stop what was happening because you were passed out, drugged, drunk, incapacitated, or asleep? This question asks about incidents that you are certain happened.

#	Answer	Bar	Response	%
1	Yes, before the start of this academic year		0	0%
2	Yes, after the start of this academic year		0	0%
3	Yes, both before and after the start of this academic year		0	0%
4	No		20	100%
5	Not sure		0	0%
	Total		20	

Statistic	Value
Min Value	4
Max Value	4
Mean	4.00
Variance	0.00
Standard Deviation	0.00
Total Responses	20

**34.** You have indicated that someone had non-consensual or unwanted sexual contact with you when you were unable to provide consent or stop what was happening because you were passed out, drugged, drunk, incapacitated, or asleep. For these questions, if you have experienced this more than once, please consider the incident that has had the greatest impact on you. Just prior to the incident, had you been drinking alcohol? Keep in mind that you are in no way responsible for the incident that occurred, even if you had been drinking.

#	Answer	Bar	Response	%
1	Yes		1	100%
2	No		0	0%
	Total		1	

Statistic	Value
Min Value	1
Max Value	1
Mean	1.00
Variance	0.00
Standard Deviation	0.00
Total Responses	1

35. Just prior to the incident, were you drunk?

#	Answer	Bar	Response	%
1	Yes		0	0%
2	No		0	0%
	Total		0	

Statistic	Value
Min Value	-
Max Value	-
Mean	0.00
Variance	0.00
Standard Deviation	0.00
Total Responses	0

36. Just prior to the incident, had you voluntarily been taking or using any drugs other than alcohol? Keep in mind that you are in no way responsible for the incident that occurred, even if you had been taking or using drugs.

#	Answer	Bar	Response	%
1	Yes		0	0%
2	No		0	0%
	Total		0	

Statistic	Value
Min Value	-
Max Value	-
Mean	0.00
Variance	0.00
Standard Deviation	0.00
Total Responses	0

37. Just prior to the incident, had you been given a drug without your knowledge or consent?

#	Answer	Bar	Response	%
1	Yes		0	0%
2	No		15	100%
	Total		15	

Statistic	Value
Min Value	2
Max Value	2
Mean	2.00
Variance	0.00
Standard Deviation	0.00
Total Responses	15



**38.** The next set of questions relate to an incident when someone had non-consensual or unwanted sexual contact with you while you were a student at Medaille. For these questions, if you have experienced this more than once, please consider the incident that has had the greatest impact on you. When did the incident occur?

#	Answer	Bar	Response	%
1	Before the start of the academic year		6	55%
2	After the start of the academic year		5	45%
	Total		11	

Statistic	Value
Min Value	1
Max Value	2
Mean	1.45
Variance	0.27
Standard Deviation	0.52
Total Responses	11

39. Who had this unwanted sexual contact with you? Please select the best option from the list below:

#	Answer	Bar	Response	%
1	Stranger		1	8%
2	Family member		0	0%
3	Acquaintance		2	17%
4	Coworker		0	0%
5	Employer/Supervisor		0	0%
6	College professor/instructor		0	0%
7	College staff		0	0%
8	Non-romantic friend		3	25%
9	Casual or first date		1	8%
10	Current dating/romantic partner		1	8%
11	Ex-dating/romantic partner		2	17%
12	Other (please specify)		2	17%
	Total		12	

**Other (please specify)**

This was two years ago, I was being stalked by someone-I obtained an OP

Didn't happen I pushed a wrong response and can't undo it

Statistic	Value
Min Value	1
Max Value	12
Mean	8.00
Variance	14.00
Standard Deviation	3.74
Total Responses	12

40. Was this person a student at Medaille?

#	Answer	Bar	Response	%
1	Yes		5	45%
2	No		6	55%
	Total		11	



Statistic	Value
Min Value	1
Max Value	2
Mean	1.55
Variance	0.27
Standard Deviation	0.52
Total Responses	11

41. Was this person affiliated with Medaille, as an employee, staff, or faculty member?

#	Answer	Bar	Response	%
1	Yes		0	0%
2	No		11	100%
	Total		11	




Statistic	Value
Min Value	2
Max Value	2
Mean	2.00
Variance	0.00
Standard Deviation	0.00
Total Responses	11

42. What was the sex of the person who had unwanted sexual contact with you?

#	Answer	Bar	Response	%
1	Male		10	91%
2	Female		1	9%
3	Transgender		0	0%
	Total		11	

Statistic	Value
Min Value	1
Max Value	2
Mean	1.09
Variance	0.09
Standard Deviation	0.30
Total Responses	11

43. Where did the incident occur? Please select the most appropriate location.  
 You may use the open-ended text field to specify location, if desired.

#	Answer	Bar	Response	%
1	Off-campus: Buildings or spaces near Medaille but not affiliated with the school (ex: private apartment, bar/club)		2	18%
2	On-Campus: buildings or spaces owned by or affiliated with Medaille? (ex: residence hall, campus facility)		3	27%
3	Other location: buildings or spaces outside the vicinity of Medaille (ex: family home, vacation or study abroad site)		6	55%
4	Please specify location, if desired:		0	0%
Total			11	

Please specify location, if desired:

Statistic	Value
Min Value	1
Max Value	3
Mean	2.36
Variance	0.65
Standard Deviation	0.81
Total Responses	11

44. How frightened were you by the incident?

#	Answer	Bar	Response	%
1	Extremely frightened		2	18%
2	Somewhat frightened		6	55%
3	Only a little frightened		3	27%
4	Not at all frightened		0	0%
	Total		11	

Statistic	Value
Min Value	1
Max Value	3
Mean	2.09
Variance	0.49
Standard Deviation	0.70
Total Responses	11

45. Did the incident involve:

#	Question	Yes	No	Total Responses	Mean
1	The other person's use of alcohol?	5	5	10	1.50
2	Your use of alcohol?	3	7	10	1.70
3	The other person's use of drugs?	4	6	10	1.60
4	Your use of drugs?	1	9	10	1.90

Statistic	The other person's use of alcohol?	Your use of alcohol?	The other person's use of drugs?	Your use of drugs?
Min Value	1	1	1	1
Max Value	2	2	2	2
Mean	1.50	1.70	1.60	1.90
Variance	0.28	0.23	0.27	0.10
Standard Deviation	0.53	0.48	0.52	0.32
Total Responses	10	10	10	10



46. Keep in mind you are in no way responsible for the incident that occurred, even if you had been drinking or using drugs. Who did you tell about the incident? (mark all that apply)

#	Answer	Bar	Response	%
1	No one		1	9%
2	Roommate		2	18%
3	Close friend other than roommate		7	64%
4	Parent or guardian		1	9%
5	Other family member		1	9%
6	Dating/romantic partner		2	18%
7	Residence hall staff		0	0%
8	Campus staff member		2	18%
9	Campus faculty member		2	18%
10	Campus security/police		2	18%
11	Local police		0	0%
12	Counselor		1	9%
14	Community sexual assault advocate		0	0%
15	Other (please specify)		2	18%
16	Title IX Coordinator		0	0%
17	Athletic Coach		0	0%

**Other (please specify)**  
 Reported to my Prof Suk...  
 My best friend

Statistic	Value
Min Value	1
Max Value	15
Total Responses	11

47. There are a lot of good reasons why someone may not tell anyone about an incident of non-consensual or unwanted sexual contact. What were your reasons? Please mark all that apply.

#	Answer	Bar	Response	%
1	I was ashamed/embarrassed		0	0%
2	It's a private matter- wanted to deal with it on my own		1	100%
3	I didn't want the person who did it to get in trouble		1	100%
4	I was afraid of retaliation from the person who did it		0	0%
5	I was afraid of not being believed		1	100%
6	The person who did it is well recognized at my school		0	0%
7	I thought I would be blamed for what happened		0	0%
8	I didn't think what happened was serious enough to talk about		1	100%
9	I didn't think others would think it was serious		1	100%
10	I thought people would try to tell me what to do		0	0%
11	It would feel like an admission of failure		0	0%
12	I didn't think others would understand		0	0%
13	I didn't have time to deal with it due to academics, work, etc.		0	0%
14	I didn't know the reporting procedure at my school		0	0%
15	I was afraid that I or another would be punished for other infractions or violations (e.g., underage drinking)		0	0%
16	I did not feel the campus leadership would solve my problems		0	0%
17	I was afraid others would harass me or react negatively toward me		0	0%
18	I thought nothing would be done		0	0%
19	I didn't want others to worry about me		0	0%
20	I wanted to forget it happened		0	0%
21	I didn't think the school would do anything about my report		0	0%
22	Other (please specify)		0	0%

Other (please specify)

Statistic	Value
Min Value	2
Max Value	9
Total Responses	1

48. Recall that these questions relate to an incident when someone had non-consensual or unwanted sexual contact with you while you were a student at Medaille. For these questions, if you have experienced this more than once, please consider the incident that has had the greatest impact on you. Did the incident result in a sexually transmitted infection?

#	Answer	Bar	Response	%
1	Yes		0	0%
2	No		11	100%
	Total		11	

Statistic	Value
Min Value	2
Max Value	2
Mean	2.00
Variance	0.00
Standard Deviation	0.00
Total Responses	11

49. Did the incident result in pregnancy?

#	Answer	Bar	Response	%
1	Yes		0	0%
2	No		11	100%
	Total		11	

Statistic	Value
Min Value	2
Max Value	2
Mean	2.00
Variance	0.00
Standard Deviation	0.00
Total Responses	11



50. Did the incident result in physical injury?

#	Answer	Bar	Response	%
1	Yes		0	0%
2	No		11	100%
	Total		11	

Statistic	Value
Min Value	2
Max Value	2
Mean	2.00
Variance	0.00
Standard Deviation	0.00
Total Responses	11









52. Did you experience retaliation by the person who committed this act or these actions, or their friends/associates?

#	Answer	Bar	Response	%
1	Yes		2	18%
2	No		9	82%
	Total		11	

Statistic	Value
Min Value	1
Max Value	2
Mean	1.82
Variance	0.16
Standard Deviation	0.40
Total Responses	11

53. Did the incident have a negative impact on any of the following? Please mark all that apply

#	Answer	Bar	Response	%
1	Schoolwork?		2	18%
2	Job?		0	0%
3	Social/recreational activities?		3	27%
4	Social relationships?		4	36%
5	Intimate relationships?		5	45%
6	Family relationships?		1	9%
7	None of the above		4	36%

Statistic	Value
Min Value	1
Max Value	7
Total Responses	11







55. Did you seek medical treatment as a result of the incident?

#	Answer	Bar	Response	%
1	Yes		0	0%
2	No		11	100%
	Total		11	

Statistic	Value
Min Value	2
Max Value	2
Mean	2.00
Variance	0.00
Standard Deviation	0.00
Total Responses	11

56. Did you seek counseling services as a result of the incident?

#	Answer	Bar	Response	%
1	Yes		2	18%
2	No		9	82%
	Total		11	




Statistic	Value
Min Value	1
Max Value	2
Mean	1.82
Variance	0.16
Standard Deviation	0.40
Total Responses	11

57. Did you seek advocacy services as a result of the incident?

#	Answer	Bar	Response	%
1	Yes		3	27%
2	No		8	73%
	Total		11	

Statistic	Value
Min Value	1
Max Value	2
Mean	1.73
Variance	0.22
Standard Deviation	0.47
Total Responses	11

58. Did you use the formal procedures available at Medaille to report the incident?

#	Answer	Bar	Response	%
1	Yes		1	9%
2	No		7	64%
3	Not applicable		3	27%
	Total		11	

Statistic	Value
Min Value	1
Max Value	3
Mean	2.18
Variance	0.36
Standard Deviation	0.60
Total Responses	11

59. Do you feel that you were treated fairly through Medaille's formal procedures?

#	Answer	Bar	Response	%
1	Yes, very		1	100%
2	Yes, somewhat		0	0%
3	No		0	0%
	Total		1	

Statistic	Value
Min Value	1
Max Value	1
Mean	1.00
Variance	0.00
Standard Deviation	0.00
Total Responses	1

60. How do you feel Medaille's formal procedures helped you deal with the incident?

#	Answer	Bar	Response	%
1	Didn't help me at all		0	0%
2	Helped me a little		0	0%
3	Helped, but could've helped more		0	0%
4	Helped me a lot		0	0%
5	Completely solved the problem		1	100%
	Total		1	

Statistic	Value
Min Value	5
Max Value	5
Mean	5.00
Variance	0.00
Standard Deviation	0.00
Total Responses	1

61. In the past, have you pressured or forced someone into sexual contact without that person's explicit consent (e.g., used physical force or threatened to physically harm them; manipulated them through lies, threats, or pressure; took sexual advantage of them when they were significantly impaired or incapacitated by drugs/alcohol)? Remember that your responses will remain confidential and will not be linked to your identity or reported.

#	Answer	Bar	Response	%
1	Yes, before I became a student at Medaille		9	2%
2	Yes, after I became a student at Medaille		0	0%
3	Yes, both before and after I became a student at Medaille		0	0%
4	No		532	97%
5	Not sure		6	1%
	Total		547	

Statistic	Value
Min Value	1
Max Value	5
Mean	3.96
Variance	0.16
Standard Deviation	0.40
Total Responses	547



62. You indicated that you pressured or forced someone into sexual contact without that person's explicit consent. When did this happen while you were a student at Medaille?

#	Answer	Bar	Response	%
1	Before the start of this academic year		0	0%
2	After the start of this academic year		0	0%
3	Both before and after the start of this academic year		0	0%
	Total		0	

Statistic	Value
Min Value	-
Max Value	-
Mean	0.00
Variance	0.00
Standard Deviation	0.00
Total Responses	0

**63.** This section asks questions about experiences you might have had in romantic or intimate relationships and other forms of social contact (from strangers, friends, relatives, spouses, and/or partners) since you became a student at this school. Please do not refer to relationships or contact prior to your time at this school. Not including bill collectors, telephone solicitors, or other sales people, has anyone, of any gender, ever: (please mark all that apply or "not applicable")

#	Answer	Bar	Response	%
1	Followed or spied on you?		45	9%
2	Sent you unsolicited letters or written correspondence?		14	3%
3	Made unsolicited phone calls to you?		31	6%
4	Sent you unsolicited emails or text messages?		47	9%
5	Showed up at places where you were even though they had no business being there?		26	5%
6	Left unwanted items for you to find?		5	1%
7	Tried to communicate in other ways against your will?		24	5%
8	Vandalized your property or destroyed something you loved?		14	3%
9	Not applicable- I have not experienced any of these things		425	81%
10	Sent you unsolicited communication through social media? (Facebook, Instagram, Twitter, Snapchat, etc)		49	9%

Statistic	Value
Min Value	1
Max Value	10
Total Responses	524

64. Has anyone ever done any of these things to you on more than one occasion?

#	Answer	Bar	Response	%
1	Yes		63	55%
2	No		52	45%
	Total		115	

Statistic	Value
Min Value	1
Max Value	2
Mean	1.45
Variance	0.25
Standard Deviation	0.50
Total Responses	115

65. When did you experience any of these things while you were a student at this school?

#	Answer	Bar	Response	%
1	Before the start of this academic year		44	39%
2	After the start of this academic year		21	19%
3	Both before and after the start of this academic year		23	20%
4	Not Applicable- I have not experienced any of these things		25	22%
	Total		113	



Statistic	Value
Min Value	1
Max Value	4
Mean	2.26
Variance	1.42
Standard Deviation	1.19
Total Responses	113

66. How frightened were you by these things?

#	Answer	Bar	Response	%
1	Not at all		39	36%
2	Only a little		24	22%
3	Somewhat		32	30%
4	Extremely		12	11%
	Total		107	

Statistic	Value
Min Value	1
Max Value	4
Mean	2.16
Variance	1.10
Standard Deviation	1.05
Total Responses	107

67. Did you use the formal procedures available at your school to report the incident?

#	Answer	Bar	Response	%
1	Yes		5	10%
2	No		45	90%
	Total		50	

Statistic	Value
Min Value	1
Max Value	2
Mean	1.90
Variance	0.09
Standard Deviation	0.30
Total Responses	50

68. The following questions ask about behaviors that some students report have been used by their partners in current or previous relationships. These questions refer to all romantic or intimate relationships, from one-time hook-ups to ongoing dating. Have you been in a romantic relationship since you became a student at this school?

#	Answer	Bar	Response	%
1	Yes		338	63%
2	No		196	37%
	Total		534	

Statistic	Value
Min Value	1
Max Value	2
Mean	1.37
Variance	0.23
Standard Deviation	0.48
Total Responses	534

69. This section reviews a list of behaviors that some students report have been used by their partners in current or previous relationships. We would like you to estimate how often the following behaviors have occurred during a relationship you've had since you became a student at this school. Select a response for each of the items listed below to show your closest estimate of how often your partner has used any of the following behaviors in your current or previous relationship(s) since you became a student this school:

#	Question	1-never	2-rarely	3-occasionally	4-frequently	5-very frequently	Total Responses	Mean
1	Called you a name and/or criticized you	202	64	36	17	9	328	1.68
2	Tried to keep you from doing something you wanted to do (e.g., going out with friends, going to meetings)	224	52	37	7	8	328	1.55
3	Gave you angry stares or looks	212	64	29	15	8	328	1.61
4	Prevented you from having money for your own use	301	14	7	5	1	328	1.14
5	Threatened to hit or throw something at you	294	12	11	6	2	325	1.18
6	Pushed, grabbed, or shoved you	287	26	8	4	1	326	1.18
7	Put down your family and friends	246	46	21	10	4	327	1.41
8	Accused you of paying too much attention to someone or something else	227	52	26	17	5	327	1.54
9	Said things to scare you (e.g., told you something "bad" would happen, threatened to commit suicide)	293	12	15	7	1	328	1.20
10	Slapped, hit, punched, or kicked you	313	5	6	3	1	328	1.09
11	Made you do something humiliating or degrading (e.g., begging for forgiveness, having to ask permission to do something you want to do)	308	7	8	3	2	328	1.12
12	Pressured or forced you to sext or take naked photos	312	4	7	2	2	327	1.10
13	Checked up on you (e.g., listened to your phone calls, checked the mileage on your car, called you repeatedly)	275	26	17	5	5	328	1.29
14	Drove recklessly when you were in the car	282	21	14	8	3	328	1.26
15	Pressured you to have sex in a way that you didn't like or want	300	15	7	4	1	327	1.14
16	Threatened you with a knife, gun, or other weapon	320	2	3	0	0	325	1.02
17	Stopped you or tried to stop you from going to work or school	305	12	6	3	1	327	1.11
18	Threw, hit, kicked, or smashed something	292	15	14	4	0	325	1.17
19	Physically forced you to have sex	321	4	2	0	0	327	1.02
20	Choked or strangled you	322	1	3	0	1	327	1.03
21	Pretended to choke or strangle you	313	9	4	0	1	327	1.06
22	Used a knife, gun, or other weapon against you.	323	3	1	0	1	328	1.03

Statistic	Called you a name and/or criticized you	Tried to keep you from doing something you wanted to do (e.g., going out with friends, going to meetings)	Gave you angry stares or looks	Prevented you from having money for your own use	Threatened to hit or throw something at you	Pushed, grabbed, or shoved you	Put down your family and friends	Accused you of paying too much attention to someone or something else	Said things to scare you (e.g., told you something "bad" would happen, threatened to commit suicide)	Slapped, hit, punched, or kicked you	Made you do something humiliating or degrading (e.g., begging for forgiveness, having to ask permission to do something you want to do)	Pressured or forced you to sext or take naked photos	Checked up on you (e.g., listened to your phone calls, checked the mileage on your car, called you repeatedly)	Drove recklessly when you were in the car	Pressured you to have sex in a way that you didn't like or want	Threatened you with a knife, gun, or other weapon	Stopped you or tried to stop you from going to work or school	Threw, hit, kicked, or smashed something	Physically forced you to have sex	Choked or strangled you	Pretended to choke or strangle you	Used a knife, gun, or other weapon against you.
Min Value	1	1	1	1	1	1	1	1	1	1	1	1	1	1	1	1	1	1	1	1	1	1
Max Value	5	5	5	5	5	5	5	5	5	5	5	5	5	5	3	5	4	3	5	5	5	5
Mean	1.68	1.55	1.61	1.14	1.18	1.18	1.41	1.54	1.20	1.09	1.12	1.10	1.29	1.26	1.14	1.02	1.11	1.17	1.02	1.03	1.06	1.03
Variance	1.08	0.90	0.99	0.29	0.40	0.31	0.70	0.91	0.42	0.21	0.28	0.24	0.59	0.54	0.27	0.04	0.23	0.30	0.04	0.09	0.12	0.07
Standard Deviation	1.04	0.95	0.99	0.54	0.64	0.55	0.84	0.95	0.65	0.46	0.53	0.49	0.77	0.73	0.52	0.21	0.48	0.55	0.19	0.30	0.35	0.26
Total Responses	328	328	328	328	325	326	327	327	328	328	328	327	328	328	327	325	327	325	327	327	327	328



70. The following questions ask about the previously listed behaviors that may have occurred in a current or previous relationship since you became a student at this school. For these questions, please consider the incident that has had the greatest impact on you. When did the incident occur?

#	Answer	Bar	Response	%
1	Before the start of the academic year		54	17%
2	After the start of this academic year		42	13%
3	Not applicable- I have not experienced any of these behaviors		231	71%
	Total		327	





Statistic	Value
Min Value	1
Max Value	3
Mean	2.54
Variance	0.58
Standard Deviation	0.76
Total Responses	327

71. How frightened were you by the incident?

#	Answer	Bar	Response	%
1	Extremely		14	15%
2	Somewhat		17	18%
3	Only a little		21	23%
4	Not at all		41	44%
	Total		93	



Statistic	Value
Min Value	1
Max Value	4
Mean	2.96
Variance	1.24
Standard Deviation	1.11
Total Responses	93

72. How concerned were you about your safety during the incident?

#	Answer	Bar	Response	%
1	Extremely		15	16%
2	Somewhat		17	18%
3	Only a little		15	16%
4	Not at all		46	49%
	Total		93	



Statistic	Value
Min Value	1
Max Value	4
Mean	2.99
Variance	1.34
Standard Deviation	1.16
Total Responses	93

73. Did you use the formal procedures available at your school to report the incident?

#	Answer	Bar	Response	%
1	Yes		1	2%
2	No		47	98%
	Total		48	



Statistic	Value
Min Value	1
Max Value	2
Mean	1.98
Variance	0.02
Standard Deviation	0.14
Total Responses	48

74. Did you seek support services or contact a hotline after the incident?

#	Answer	Bar	Response	%
1	Yes		6	6%
2	No		87	94%
	Total		93	

Statistic	Value
Min Value	1
Max Value	2
Mean	1.94
Variance	0.06
Standard Deviation	0.25
Total Responses	93

75. Were you injured in the incident?

#	Answer	Bar	Response	%
1	Yes		7	8%
2	No		86	92%
	Total		93	

Statistic	Value
Min Value	1
Max Value	2
Mean	1.92
Variance	0.07
Standard Deviation	0.27
Total Responses	93

76. Did you seek medical attention?

#	Answer	Bar	Response	%
1	Yes		4	57%
2	No		3	43%
	Total		7	

Statistic	Value
Min Value	1
Max Value	2
Mean	1.43
Variance	0.29
Standard Deviation	0.53
Total Responses	7

77. The following questions ask about sexual violence. Sexual violence refers to a range of behaviors that are unwanted including: harmful or inappropriate remarks about physical appearance; persistent sexual advances that are undesired; unwanted touching; and unwanted oral, anal, or vaginal penetration or attempted penetration. These behaviors could be initiated by someone who is known or unknown to the recipient, including someone the recipient is or was in a relationship with. Please read the following statements regarding sexual violence and select the response that indicates how true each is for you.

#	Question	1-Strongly Disagree	2	3	4	5	6	7-Strongly Agree	Total Responses	Mean
1	I don't think sexual violence is a problem at my school	32	41	57	137	50	65	85	467	4.43
2	I don't think there is much I can do about sexual violence at my school	106	73	72	124	33	33	28	469	3.25
3	Doing something about sexual violence is solely the job of campus administrators	169	89	55	104	18	17	16	468	2.63
4	Sometimes I think I should learn more about sexual violence	48	52	46	168	59	50	42	465	3.98
5	There isn't much need for me to think about sexual violence at my school	69	65	57	130	52	41	52	466	3.78
6	I have not yet done anything to learn more about sexual violence	69	47	48	111	75	49	66	465	4.05
7	I think I can do something about sexual violence	31	41	65	150	71	56	52	466	4.21
8	I am planning to learn more about the problem of sexual violence at my school	80	63	61	170	43	26	22	465	3.43
9	I have recently attended a program about sexual violence	291	59	23	59	10	8	17	467	1.99
10	I am actively involved in projects to deal with sexual violence at my school	327	60	15	48	5	5	5	465	1.66
11	I have recently taken part in activities or volunteered my time on projects focused on ending sexual violence at my school	334	59	15	46	5	2	5	466	1.62
12	I have been or am currently involved in ongoing efforts to end sexual violence at my school	335	53	17	52	2	2	6	467	1.64

Statistic	I don't think sexual violence is a problem at my school	I don't think there is much I can do about sexual violence at my school	Doing something about sexual violence is solely the job of campus administrators	Sometimes I think I should learn more about sexual violence	There isn't much need for me to think about sexual violence at my school	I have not yet done anything to learn more about sexual violence	I think I can do something about sexual violence	I am planning to learn more about the problem of sexual violence at my school	I have recently attended a program about sexual violence	I am actively involved in projects to deal with sexual violence at my school	I have recently taken part in activities or volunteered my time on projects focused on ending sexual violence at my school	I have been or am currently involved in ongoing efforts to end sexual violence at my school
Min Value	1	1	1	1	1	1	1	1	1	1	1	1
Max Value	7	7	7	7	7	7	7	7	7	7	7	7
Mean	4.43	3.25	2.63	3.98	3.78	4.05	4.21	3.43	1.99	1.66	1.62	1.64
Variance	3.22	3.14	2.76	2.85	3.44	3.71	2.69	2.64	2.56	1.58	1.43	1.50
Standard Deviation	1.79	1.77	1.66	1.69	1.85	1.93	1.64	1.63	1.60	1.26	1.20	1.22
Total Responses	467	469	468	465	466	465	466	465	467	465	466	467



78. Please read each of the following items and indicate how confident you are that you could engage in the described behavior.

#	Question	1 - Not at all Confident	2	3	4	5	6	7 - Completely Confident	Total Responses	Mean
1	Express my discomfort if someone makes a joke about someone's body	29	18	34	77	66	52	171	447	5.18
2	Express my discomfort if someone says that rape victims are to blame for being raped	29	5	15	50	34	59	255	447	5.80
3	Call 911 if I hear someone yelling "help"	10	7	13	66	42	60	249	447	5.91
4	Talk to a friend who I suspect is in an abusive relationship	12	7	10	57	58	65	236	445	5.88
5	Get help and resources for a friend who tells me they have been raped	12	3	11	43	37	62	275	443	6.11
6	Ask a stranger who looks very upset if they are okay or need help	43	33	37	76	71	60	126	446	4.76
7	Ask a friend if they need to be walked home	16	8	7	49	48	78	239	445	5.91
8	Ask a stranger if they need to be walked home	103	42	53	84	50	35	77	444	3.79
9	Confront a friend who tells me that they had sex with someone who had passed out or didn't give consent	25	10	26	57	57	70	200	445	5.52
10	Do something to help a very drunk person who is being brought to a bedroom by a group of people	29	19	25	53	49	59	211	445	5.46
11	Do something if I see a woman surrounded by a group of men who looks very uncomfortable	22	18	21	65	53	69	198	446	5.48
12	Tell a campus authority about information I have that might help in a sexual assault case even if pressured by my peers to stay silent	16	18	9	51	37	72	241	444	5.83
13	Speak up to someone who is minimizing or making attempts to excuse having had sex with someone who was unable to give consent.	18	14	19	57	45	79	214	446	5.67

Statistic	Express my discomfort if someone makes a joke about someone's body	Express my discomfort if someone says that rape victims are to blame for being raped	Call 911 if I hear someone yelling "help"	Talk to a friend who I suspect is in an abusive relationship	Get help and resources for a friend who tells me they have been raped	Ask a stranger who looks very upset if they are okay or need help	Ask a friend if they need to be walked home	Ask a stranger if they need to be walked home	Confront a friend who tells me that they had sex with someone who had passed out or didn't give consent	Do something to help a very drunk person who is being brought to a bedroom by a group of people	Do something if I see a woman surrounded by a group of men who looks very uncomfortable	Tell a campus authority about information I have that might help in a sexual assault case even if pressured by my peers to stay silent	Speak up to someone who is minimizing or making attempts to excuse having had sex with someone who was unable to give consent.
Min Value	1	1	1	1	1	1	1	1	1	1	1	1	1
Max Value	7	7	7	7	7	7	7	7	7	7	7	7	7
Mean	5.18	5.80	5.91	5.88	6.11	4.76	5.91	3.79	5.52	5.46	5.48	5.83	5.67
Variance	3.50	3.16	2.31	2.29	2.10	3.92	2.41	4.54	3.16	3.60	3.19	2.79	2.88
Standard Deviation	1.87	1.78	1.52	1.51	1.45	1.98	1.55	2.13	1.78	1.90	1.79	1.67	1.70
Total Responses	447	447	447	445	443	446	445	444	445	445	446	444	446

79. For the next few questions, based on behavior you have observed, how likely do you think most students at your school would be willing to:

#	Question	1- Not at all likely	2	3	4	5	6	7- Very likely	Total Responses	Mean
1	Confront other students who make inappropriate or negative sexual comments/gestures about a person	29	27	45	124	52	46	78	401	4.48
2	Ask for verbal consent when they are intimate with their partner, even if they are in a long-term relationship	23	27	37	133	47	40	94	401	4.62
3	Stop sexual activity when asked to, even if they are already sexually aroused	19	18	37	129	46	42	106	397	4.80
4	Check in with a friend who looks drunk when they go to a room with someone else at a party	14	18	23	126	51	57	109	398	4.98
5	Say something to a friend who is taking a drunk person back to their room at a party	17	15	31	124	54	53	104	398	4.90
6	Challenge a friend who made a sexist statement/joke	30	30	42	119	45	45	85	396	4.50
7	Challenge a friend who said something offensive about people who are lesbian, gay, bisexual, or transgender	24	21	35	124	48	53	93	398	4.71
8	Report other students who use force or pressure to engage in sexual contact	17	22	37	128	39	53	103	399	4.81
9	Confront a friend who plans to give someone alcohol to get sex	20	21	32	118	49	47	106	393	4.83
10	Choose not to report sexual assault out of concern they or others will be punished for infractions such as underage drinking	81	50	47	125	26	26	38	393	3.50
11	Confront a friend if I hear rumors that they forced sex on someone	16	22	31	133	52	42	96	392	4.77
12	Decide not to have sex with a partner if they are drunk	17	22	26	128	49	42	107	391	4.85
13	Take action if they saw someone trying to take advantage of another person sexually	15	17	26	133	55	53	96	395	4.87
14	Support others who comfort harmful or problematic behavior	43	27	33	134	42	50	64	393	4.30
15	Confront other students who make inappropriate or negative sexual comments/gestures about a person	21	25	34	131	51	49	81	392	4.63
16	Ask for verbal consent when I am intimate with my partner, even if we are in a long term relationship	22	23	34	124	49	41	101	394	4.73
17	Stop sexual activity when asked to, even if I am already sexually aroused	17	14	34	123	41	38	124	391	4.96
18	Check in with a friend who looks drunk when they go to a room with someone else at a party	14	16	26	122	54	46	109	387	4.96
19	Say something to a friend who is taking a drunk person back to their room at a party	14	20	29	126	46	51	103	389	4.89
20	Challenge a friend who made a sexist statement/joke	17	25	39	130	49	42	85	387	4.64
21	Challenge a friend who said something offensive about people who are lesbian, gay, bisexual, or transgender	13	26	31	126	50	44	98	388	4.80


Statistic	Confront other students who make inappropriate or negative sexual comments/gestures about a person	Ask for verbal consent when they are intimate with their partner, even if they are in a long-term relationship	Stop sexual activity when asked to, even if they are already sexually aroused	Check in with a friend who looks drunk when they go to a room with someone else at a party	Say something to a friend who is taking a drunk person back to their room at a party	Challenge a friend who made a sexist statement/joke	Challenge a friend who said something offensive about people who are lesbian, gay, bisexual, or transgender	Report other students who use force or pressure to engage in sexual contact	Confront a friend who plans to give someone alcohol to get sex	Choose not to report sexual assault out of concern they or others will be punished for infractions such as underage drinking	Confront a friend if I hear rumors that they forced sex on someone	Decide not to have sex with a partner if they are drunk	Take action if they saw someone trying to take advantage of another person sexually	Support others who comfort harmful or problematic behavior	Confront other students who make inappropriate or negative sexual comments/gestures about a person	Ask for verbal consent when I am intimate with my partner, even if we are in a long term relationship	Stop sexual activity when asked to, even if I am already sexually aroused	Check in with a friend who looks drunk when they go to a room with someone else at a party	Say something to a friend who is taking a drunk person back to their room at a party	Challenge a friend who made a sexist statement/joke	Challenge a friend who said something offensive about people who are lesbian, gay, bisexual, or transgender
Min Value	1	1	1	1	1	1	1	1	1	1	1	1	1	1	1	1	1	1	1	1	1
Max Value	7	7	7	7	7	7	7	7	7	7	7	7	7	7	7	7	7	7	7	7	7
Mean	4.48	4.62	4.80	4.98	4.90	4.50	4.71	4.81	4.83	3.50	4.77	4.85	4.87	4.30	4.63	4.73	4.96	4.96	4.89	4.64	4.80
Variance	3.15	3.13	3.01	2.76	2.82	3.35	3.10	3.01	3.10	3.44	2.85	2.98	2.69	3.34	2.93	3.14	3.05	2.79	2.85	2.89	2.87
Standard Deviation	1.77	1.77	1.74	1.66	1.68	1.83	1.76	1.73	1.76	1.85	1.69	1.73	1.64	1.83	1.71	1.77	1.75	1.67	1.69	1.70	1.70
Total Responses	401	401	397	398	398	396	398	399	393	393	392	391	395	393	392	394	391	387	389	387	388

80. Please indicate how likely you are to engage in each of the following behaviors:

#	Question	1 - Not at all likely	2	3	4	5	6	7 - Very likely	Total Responses	Mean
1	Report other students who use force or pressure to engage in sexual contact	10	11	21	82	54	45	157	380	5.43
2	Confront a friend who plans to give someone alcohol to have sex	10	13	22	70	41	61	166	383	5.52
3	Choose not to report sexual assault out of concern others or I will be punished for infractions such as underage drinking	127	53	41	70	19	23	50	383	3.18
4	Confront a friend if I hear rumors that they forced sex on someone	11	14	23	77	36	69	152	382	5.43
5	Decide not to have sex with a partner if they are drunk	15	10	21	74	32	61	171	384	5.51
6	Take action if I saw someone trying to take advantage of another person sexually	9	8	15	74	46	69	161	382	5.59
7	Support others who confront harmful or problematic behavior	27	14	16	75	41	58	152	383	5.27

Statistic	Report other students who use force or pressure to engage in sexual contact	Confront a friend who plans to give someone alcohol to have sex	Choose not to report sexual assault out of concern others or I will be punished for infractions such as underage drinking	Confront a friend if I hear rumors that they forced sex on someone	Decide not to have sex with a partner if they are drunk	Take action if I saw someone trying to take advantage of another person sexually	Support others who confront harmful or problematic behavior
Min Value	1	1	1	1	1	1	1
Max Value	7	7	7	7	7	7	7
Mean	5.43	5.52	3.18	5.43	5.51	5.59	5.27
Variance	2.71	2.76	4.45	2.83	2.96	2.44	3.49
Standard Deviation	1.65	1.66	2.11	1.68	1.72	1.56	1.87
Total Responses	380	383	383	382	384	382	383

81. Please answer the following questions based on your own experiences: Since the start of this academic year, I have had a friend or acquaintance tell me that they were the victim of an unwanted sexual experience

#	Answer	Bar	Response	%
1	Yes		29	7%
2	No		408	93%
	Total		437	

Statistic	Value
Min Value	1
Max Value	2
Mean	1.93
Variance	0.06
Standard Deviation	0.25
Total Responses	437

82. How many women told you this?

Text Response	
1	
1	
1	
1	
7	
0	
1	
1	
1	
1	
1	
2	
2	
2	
0	
2	
2	
2	
3	
1	
1	
4	
1	
2	
1	
3	
Statistic	Value
Total Responses	26









85. Since the start of this academic year, I have observed a situation that I believe was, or could have led to, a sexual assault.

#	Answer	Bar	Response	%
1	Yes		4	1%
2	No		428	99%
	Total		432	

Statistic	Value
Min Value	1
Max Value	2
Mean	1.99
Variance	0.01
Standard Deviation	0.10
Total Responses	432



86. Select the one response that most likely resembles your actions in response to this situation

#	Answer	Bar	Response	%
1	I stepped in and seperated the people involved in the situation		0	0%
2	I asked the person who appeared to be at risk if they needed help		1	25%
3	I confronted the person who appeared to be causing the situation		0	0%
4	I created a distraction to cause one or more of the people to disengage from the situation		0	0%
5	I asked others to step in as a group and diffuse the situation		1	25%
6	I told someone in a position of authority about the situation		1	25%
7	I considered intervening in the situation, but I could not safely take any action		1	25%
8	I followed up later to check in with the person who appeared to risk		0	0%
9	I decided not to take action		0	0%
10	I did something else to address the situation (please specify)		0	0%
Total			4	

I did something else to address the situation (please specify)

Statistic	Value
Min Value	2
Max Value	7
Mean	5.00
Variance	4.67
Standard Deviation	2.16
Total Responses	4

87. Please indicate whether you think the situation described below is a problem:

#	Question	1- Definitely Not	2	3	4	5	6	7- Definitely Yes	Total Responses	Mean
1	You are having lunch on a Friday afternoon, sitting near a group of guys whom you don't know. Everyone is figuring out their plans for the weekend. One of the guys, Antonio, is talking about a party he's going to later that evening, and he says, "The girls throwing this party have a ton of hot friends, and they always get so wasted. I will definitely be taking one home." A few people at the table laugh, and the person sitting next to Antonio gives him a "high five."	22	5	29	55	44	41	131	327	5.27
2	You are at a party and you notice Rachel across the room. Next to Rachel is Jesse. You have never seen Rachel or Jesse around campus and you do not know who they are. From what you can see, there is a lot of alcohol at the party, and Jesse and Rachel appear to be drinking, but it doesn't seem like they're wasted. Jesse keeps grabbing Rachel's butt and rubbing up against her. Rachel is laughing but you can also tell she is trying to pull away from Jesse. Rachel keeps removing his hands from her body and politely telling him to "cut it out." Yet, Jesse continues to make advances	16	2	8	23	26	45	204	324	6.06
3	You are at a party and you are watching a man, Kyle, laughing and having a great time. While at the party, you later see Kyle with a guy you've never seen before, John. Every time you see Kyle and John, they have an alcoholic drink in their hands. At one point, you encounter them in the hallway and they are declaring that they are wasted and slurring their speech. Kyle and John are kissing and you overhear John tell Kyle he is taking him back to his place. Kyle can barely walk on his own. John begins to lead Kyle away from the party.	17	6	12	38	26	49	174	322	5.77

Statistic	You are having lunch on a Friday afternoon, sitting near a group of guys whom you don't know. Everyone is figuring out their plans for the weekend. One of the guys, Antonio, is talking about a party he's going to later that evening, and he says, "The girls throwing this party have a ton of hot friends, and they always get so wasted. I will definitely be taking one home." A few people at the table laugh, and the person sitting next to Antonio gives him a "high five."	You are at a party and you notice Rachel across the room. Next to Rachel is Jesse. You have never seen Rachel or Jesse around campus and you do not know who they are. From what you can see, there is a lot of alcohol at the party, and Jesse and Rachel appear to be drinking, but it doesn't seem like they're wasted. Jesse keeps grabbing Rachel's butt and rubbing up against her. Rachel is laughing but you can also tell she is trying to pull away from Jesse. Rachel keeps removing his hands from her body and politely telling him to "cut it out." Yet, Jesse continues to make advances	You are at a party and you are watching a man, Kyle, laughing and having a great time. While at the party, you later see Kyle with a guy you've never seen before, John. Every time you see Kyle and John, they have an alcoholic drink in their hands. At one point, you encounter them in the hallway and they are declaring that they are wasted and slurring their speech. Kyle and John are kissing and you overhear John tell Kyle he is taking him back to his place. Kyle can barely walk on his own. John begins to lead Kyle away from the party.
Min Value	1	1	1
Max Value	7	7	7
Mean	5.27	6.06	5.77
Variance	3.40	2.55	3.00
Standard Deviation	1.85	1.60	1.73
Total Responses	327	324	322

88. Please read each of the following statements and select the response that best matches your agreement/disagreement.

#	Question	1- Strongly disagree	2	3	4	5- Strongly Agree	Total Responses	Mean
1	If a woman is raped while she is drunk, it is her fault for putting herself in that situation	266	32	21	9	11	339	1.43
2	When women go to parties wearing revealing clothes, they are asking for trouble	218	44	45	15	15	337	1.71
3	If a woman goes to a room alone with a guy at a party, it is her own fault she is raped	256	36	25	11	10	338	1.47
4	If a woman hooks up with a lot of guys, eventually she is going to get into trouble	137	46	73	36	43	335	2.41
5	A person still needs to get consent for sexual activity even if they have already received consent from their partner for that activity in the past	41	16	45	39	192	333	3.98
6	When guys rape, it is usually because of their strong desire for sex	148	55	82	24	28	337	2.20
7	Guys don't usually intend to force sex on a woman, but sometimes they get too sexually carried away	137	56	86	37	18	334	2.23
8	Rape happens when a guy's sex drive gets out of control	168	50	71	21	24	334	2.05
9	If a guy is drunk, he might rape someone unintentionally	163	51	70	27	21	332	2.07
10	If both people are drunk, it can't be rape	219	40	48	9	15	331	1.67
11	It shouldn't be considered rape if a guy is drunk and didn't realize what he was doing	245	28	45	7	7	332	1.50
12	Anyone, regardless of their gender, can be the victim of sexual assault	36	3	20	9	265	333	4.39
13	If a woman doesn't physically fight back, it can't really be considered rape	273	22	26	6	4	331	1.33
14	A lot of times, women who say they were raped agreed to have sex and then regret it.	133	72	94	16	17	332	2.13
15	Rape accusations are often used as a way of getting back at guys	136	83	84	18	9	330	2.03
16	Women who say they were raped often led the guy on and then had regrets	164	63	79	14	11	331	1.93
17	A lot of times, women who claim they were raped just have emotional problems	197	60	62	6	6	331	1.68
18	If the accused "rapist" doesn't have a weapon, you really can't call it a rape	279	18	26	3	3	329	1.28
19	Explicit verbal consent is the best way to make sure a person is ok with sexual activity	39	13	57	50	172	331	3.92
20	If a woman doesn't say "no," she can't claim rape	197	53	60	12	8	330	1.73
21	Physical abuse is the only form of relationship violence	277	18	24	3	7	329	1.31
22	Once a person consents to sex, that person can't withdraw that consent later	249	27	39	8	8	331	1.49
23	People who identify as gay, lesbian, bisexual, or transgender are also at risk of relationship and sexual violence	40	6	39	19	228	332	4.17
24	If two people are in a relationship, one cannot sexually assault the other	252	28	31	8	13	332	1.50

Statistic	If a woman is raped while she is drunk, it is her fault for putting herself in that situation	When women go to parties wearing revealing clothes, they are asking for trouble	If a woman goes to a room alone with a guy at a party, it is her own fault she is raped	If a woman hooks up with a lot of guys, eventually she is going to get into trouble	A person still needs to get consent for sexual activity even if they have already received consent from their partner for that activity in the past	When guys rape, it is usually because of their strong desire for sex	Guys don't usually intend to force sex on a woman, but sometimes they get too sexually carried away	Rape happens when a guy's sex drive gets out of control	If a guy is drunk, he might rape someone unintentionally	If both people are drunk, it can't be rape	It shouldn't be considered rape if a guy is drunk and didn't realize what he was doing	Anyone, regardless of their gender, can be the victim of sexual assault	If a woman doesn't physically fight back, it can't really be considered rape	A lot of times, women who say they were raped agreed to have sex and then regret it.	Rape accusations are often used as a way of getting back at guys	Women who say they were raped often led the guy on and then had regrets	A lot of times, women who claim they were raped just have emotional problems	If the accused "rapist" doesn't have a weapon, you really can't call it a rape	Explicit verbal consent is the best way to make sure a person is ok with sexual activity	If a woman doesn't say "no," she can't claim rape	Physical abuse is the only form of relationship violence	Once a person consents to sex, that person can't withdraw that consent later	People who identify as gay, lesbian, bisexual, or transgender are also at risk of relationship and sexual violence	If two people are in a relationship, one cannot sexually assault the other
Min Value	1	1	1	1	1	1	1	1	1	1	1	1	1	1	1	1	1	1	1	1	1	1	1	1
Max Value	5	5	5	5	5	5	5	5	5	5	5	5	5	5	5	5	5	5	5	5	5	5	5	5
Mean	1.43	1.71	1.47	2.41	3.98	2.20	2.23	2.05	2.07	1.67	1.50	4.39	1.33	2.13	2.03	1.93	1.68	1.28	3.92	1.73	1.31	1.49	4.17	1.50
Variance	0.92	1.28	0.95	2.05	2.02	1.68	1.55	1.62	1.60	1.22	0.90	1.72	0.63	1.32	1.13	1.20	0.92	0.52	1.91	1.07	0.67	0.92	1.94	1.05
Standard Deviation	0.96	1.13	0.97	1.43	1.42	1.30	1.24	1.27	1.26	1.10	0.95	1.31	0.80	1.15	1.06	1.10	0.96	0.72	1.38	1.04	0.82	0.96	1.39	1.03
Total Responses	339	337	338	335	333	337	334	334	332	331	332	333	331	332	330	331	331	329	331	330	329	331	332	332